

JAN 25 2021

Approved

REQUEST FOR AGENDA PLACEMENT FORM

Submission Deadline - Tuesday, 12:00 PM before Court Dates

SUBMITTED BY:

TODAY'S DATE:

DEPARTMENT:

SIGNATURE OF DEPARTMENT HEAD:

REQUESTED AGENDA DATE:

SPECIFIC AGENDA WORDING:

PERSON(S) TO PRESENT ITEM:

SUPPORT MATERIAL: (Must enclose supporting documentation)

TIME:

ACTION ITEM: _____

WORKSHOP _____

(Anticipated number of minutes needed to discuss item)

CONSENT: _____

EXECUTIVE: _____

STAFF NOTICE:

COUNTY ATTORNEY:

IT DEPARTMENT:

AUDITOR: _____

PURCHASING DEPARTMENT: _____

PERSONNEL: _____

PUBLIC WORKS: _____

BUDGET COORDINATOR: **OTHER:** _____

*****This Section to be Completed by County Judge's Office*****

ASSIGNED AGENDA DATE: _____

REQUEST RECEIVED BY COUNTY JUDGE'S OFFICE _____

COURT MEMBER APPROVAL _____ Date 1/19/2021

JOHNSON COUNTY INVESTMENT REPORT
1ST QTR 2021

Investment Officers for Johnson County


Kathy Blackwell - Johnson County Treasurer

Kirk Kirkpatrick - Johnson County Auditor

January 19, 2021




Roger Harmon County Judge



Rick Bailey Commissioner Pct. 1



Kenny Howell Commissioner Pct. 2




Mike White Commissioner Pct. 3



Larry Woolley Commissioner Pct. 4

ATTEST:

By: 
Becky Ivey, County Clerk




Summary

This report is submitted in accordance with Government Code 2256.023. Investment of funds shall be governed by the following investment objectives, in order of priority: preservation and safety of principal, liquidity, and yield.

The investment report is prepared according to generally accepted accounting principles. All of the the County's investments are in full compliance with the Johnson County Investment Policy as passed by the Johnson County Commissioner's Court on March 9, 2020.

Sincerely,



Kathy Blackwell
Johnson County Treasurer
Investment Officer for Johnson County



Kirk Kirkpatrick
Johnson County Auditor
Investment Officer for Johnson County

ACCOUNT NAME	COUNTY FUND	CUSIP#	SETTLEMENT DATE	MATURITY DATE	MBS September 30, 2020	MBS December 31, 2020
BOOK VALUE	0100	8862AGP3	2/13/2018	2/15/2021	250,000.00	250,000.00
MARKET VALUE					250,208.00	250,208.00
BOOK VALUE	0100	88478QEX4	7/21/2018	7/21/2021	250,000.00	250,000.00
MARKET VALUE					250,802.50	250,817.50
BOOK VALUE	0100	174100H07	3/28/2018	3/28/2021	249,000.00	249,000.00
MARKET VALUE					249,222.75	249,176.00
BOOK VALUE	0100	88241G22	3/31/2020	3/31/2023	249,000.00	249,000.00
MARKET VALUE					250,008.88	249,887.21
BOOK VALUE	0100	845819J2	7/17/2018	7/17/2021	240,000.00	240,000.00
MARKET VALUE					249,822.00	249,817.50
BOOK VALUE	0100	178580A23	3/20/2018	3/20/2021	245,000.00	245,000.00
MARKET VALUE					249,802.80	249,747.50
BOOK VALUE	0100	244951W9	7/25/2020	7/25/2023	247,000.00	247,000.00
MARKET VALUE					249,272.16	249,197.00
BOOK VALUE	0100	816272X1	7/27/2020	7/27/2023	247,000.00	247,000.00
MARKET VALUE					248,908.20	247,406.88
BOOK VALUE	0100	989706U2	3/18/2019	3/18/2021	247,000.00	247,000.00
MARKET VALUE					249,022.47	249,118.82
BOOK VALUE	0100	874818N8	5/20/2018	5/20/2021	245,000.00	245,000.00
MARKET VALUE					249,874.31	249,802.00
BOOK VALUE	0100	804818E8	5/20/2018	5/20/2021	245,000.00	245,000.00
MARKET VALUE					249,886.80	247,103.70
BOOK VALUE	0100	887891C1	6/9/2018	6/9/2021	249,000.00	249,000.00
MARKET VALUE					249,891.04	250,095.88
BOOK VALUE	0100	028890A1	6/10/2018	6/10/2021	245,000.00	245,000.00
MARKET VALUE					249,089.05	245,248.81
BOOK VALUE	0100	207854G8	6/12/2018	6/12/2021	245,000.00	245,000.00
MARKET VALUE					250,089.05	249,844.88
BOOK VALUE	0180	06610QDU2	6/21/2019	6/21/2021	245,000.00	245,000.00
MARKET VALUE					249,428.85	247,746.45
BOOK VALUE	0100	08740KNE0	7/17/2019	7/17/2021	245,000.00	245,000.00
MARKET VALUE					248,999.95	247,188.80
BOOK VALUE	0100	59161YAF8	3/29/2020	3/29/2023	249,000.00	249,000.00
MARKET VALUE					252,156.52	250,246.01
BOOK VALUE	0100	06426KAY1	7/10/2018	7/10/2021	245,000.00	245,000.00
MARKET VALUE					250,746.81	249,407.88
BOOK VALUE	0100	41818Q18	7/8/2019	7/8/2021	249,000.00	249,000.00
MARKET VALUE					249,826.80	247,227.00
BOOK VALUE	0100	020079RC8	8/7/2018	8/7/2021	245,000.00	245,000.00
MARKET VALUE					250,851.08	249,833.90
BOOK VALUE	0100	41878Q18	5/8/2020	5/8/2023	249,000.00	249,000.00
MARKET VALUE					250,138.77	250,643.88
BOOK VALUE	0100	9497681Y8	8/16/2018	8/16/2021	245,000.00	245,000.00
MARKET VALUE					248,172.00	249,821.00

ACCOUNT NAME	COUNTY FUND	CUSIP#	SETTLEMENT DATE	MATURITY DATE	MBS September 30, 2020	MBS December 31, 2020
BOOK VALUE	0100	858000AM4	7/27/2019	8/27/2021	249,000.00	249,000.00
MARKET VALUE					250,583.28	249,282.28
BOOK VALUE	0100	858088PA7	8/9/2019	8/9/2021	249,000.00	249,000.00
MARKET VALUE					249,917.69	248,597.69
BOOK VALUE	0100	858159NR6	8/23/2019	8/23/2021	249,000.00	249,000.00
MARKET VALUE					249,027.28	250,283.49
BOOK VALUE	0100	078388AC6	8/30/2020	8/30/2021	249,000.00	249,000.00
MARKET VALUE					249,788.84	247,888.79
BOOK VALUE	0100	816601UD9	10/10/2019	10/10/2021	249,000.00	249,000.00
MARKET VALUE					249,499.40	249,225.58
BOOK VALUE	0100	084272NO9	10/29/2020	10/29/2021	249,000.00	249,000.00
MARKET VALUE					249,882.40	249,127.12
BOOK VALUE	0100	72272RAG6	11/8/2019	11/8/2021	249,000.00	249,000.00
MARKET VALUE					249,887.07	249,157.64
BOOK VALUE	0160	204161BC6	6/17/2019	11/17/2021	\$ 245,000.00	\$ 245,300.00
MARKET VALUE					\$ 251,384.70	\$ 250,339.05
BOOK VALUE	0100	80828RAB6	11/20/2018	11/20/2021	249,000.00	249,000.00
MARKET VALUE					249,800.80	249,155.88
BOOK VALUE	0700	810897AZ0	7/20/2019	7/20/2021	249,000.00	249,000.00
MARKET VALUE					249,802.88	247,115.80
BOOK VALUE	0530	66304QAK2	8/2/2019	12/21/2021	\$ 245,000.00	\$ 245,000.00
MARKET VALUE					\$ 250,412.05	\$ 249,477.35
BOOK VALUE	0100	820883DP4	10/8/2018	10/8/2021	249,000.00	249,000.00
MARKET VALUE					249,025.40	249,110.00
BOOK VALUE	0100	856498Z6	6/18/2019	6/18/2022	249,000.00	249,000.00
MARKET VALUE					249,266.80	249,159.00
BOOK VALUE	0100	80810NB70	10/15/2020	10/15/2022	249,000.00	249,000.00
MARKET VALUE					249,002.47	248,338.80
BOOK VALUE	0100	86014WAS0	11/1/2019	11/1/2022	249,000.00	249,000.00
MARKET VALUE					249,822.28	249,092.28
BOOK VALUE	0100	710237AC1	2/7/2020	2/7/2022	249,000.00	249,000.00
MARKET VALUE					249,024.88	249,330.04
BOOK VALUE	0100	87427B6W6	2/23/2019	2/23/2022	249,000.00	249,000.00
MARKET VALUE					249,300.80	249,566.88
BOOK VALUE	0100	49228XAB6	3/13/2019	3/13/2022	249,000.00	249,000.00
MARKET VALUE					249,527.80	249,127.88
BOOK VALUE	0100	70088ARB6	3/15/2019	3/15/2022	249,000.00	249,000.00
MARKET VALUE					249,599.58	249,689.90
BOOK VALUE	0100	812018GD7	3/20/2020	3/20/2022	249,000.00	249,000.00
MARKET VALUE					249,215.48	249,189.80
BOOK VALUE	0100	72588UD9	3/24/2020	3/24/2022	249,000.00	249,000.00
MARKET VALUE					249,457.68	249,024.00
BOOK VALUE	0100	710867HY6	3/30/2019	3/30/2022	249,000.00	249,000.00
MARKET VALUE					249,172.00	249,272.88
BOOK VALUE	0100	083248KP2	3/31/2020	3/31/2022	249,000.00	249,000.00
MARKET VALUE					249,609.88	249,159.82

ACCOUNT NAME	COUNTY FUND	CUSIP#	SETTLEMENT DATE	MATURITY DATE	MBS September 30, 2020	MBS December 31, 2020
BOOK VALUE	0100	8188EMEN7	10/15/2020	10/15/2028		240,000.00
MARKET VALUE						249,592.50
BOOK VALUE	0100	8188GW7K6	11/15/2020	11/15/2028		300,000.00
MARKET VALUE						300,000.00
BOOK VALUE	0100	8188GXAY0	01/15/2020	01/15/2028		700,000.00
MARKET VALUE						700,000.00
BOOK VALUE	0100	8188EM177	07/28/2020	07/28/2028		300,000.00
MARKET VALUE						299,475.00
BOOK VALUE	0100	81881BOK	3/3/2016	3/3/2023	300,000.00	300,000.00
MARKET VALUE					282,850.00	295,450.00
BOOK VALUE						
MARKET VALUE						
BOOK VALUE					\$ 22,590,000.00	\$ 22,856,200.00
MARKET VALUE					\$ 22,993,317.46	\$ 23,432,531.54

JOHNSON COUNTY INVESTMENTS WITH FINANCIAL NORTHEASTERN COMPANIES						
ACCOUNT NAME	COUNTY FUND	CUSIP#	SETTLEMENT DATE	MATURITY DATE	FNC September 30, 2020	FNC December 31, 2020
BOOK VALUE	0100	21080HAR0	7/27/2019	7/27/2021	249,000.00	249,000.00
MARKET VALUE					250,744.00	240,551.50
BOOK VALUE	0100	18980RAD2	8/10/2019	8/10/2021	249,000.00	249,000.00
MARKET VALUE					249,745.00	249,592.50
BOOK VALUE	0100	11918B74	11/23/2018	3/29/2021	245,000.00	245,000.00
MARKET VALUE					245,859.25	246,285.00
BOOK VALUE	0100	22203HH16	10/22/2019	10/22/2021	245,000.00	245,000.00
MARKET VALUE					249,823.00	249,184.75
BOOK VALUE	0100	49211BAC0	7/21/2019	7/21/2022	245,000.00	245,000.00
MARKET VALUE					250,733.00	247,500.00
BOOK VALUE	0100	81881BCC0	5/22/2019	5/22/2022	245,000.00	245,000.00
MARKET VALUE					249,274.00	249,184.75
BOOK VALUE	0100	052192A00	07/23/2020	7/23/2022	245,000.00	245,000.00
MARKET VALUE					249,899.00	247,500.00
BOOK VALUE						
MARKET VALUE						
BOOK VALUE					\$ 1,981,000.00	\$ 1,981,000.00
MARKET VALUE					\$ 2,025,250.27	\$ 2,014,586.80

JOHNSON COUNTY INVESTMENTS WITH TEXAS CLASS			
Market Value = Book Value			
ACCOUNT	FUND	AMOUNT	AMOUNT
GENERAL	0100	\$ 5,468,843.16	\$ 465,556.65
R&B1	0150	\$ 488,863.89	\$ 484,980.45
R&B2	0160	\$ 991,946.91	\$ 884,863.68
R&B3	0170	\$ 451,168.87	\$ 262,000.76
R&B4	0180	\$ 1,125,129.98	\$ 917,803.05
RECORDS MNGMT-CC	0210	\$ 1,527,515.05	\$ 1,396,319.67
RECORDS MNGMT-COUNTY	0220		
ELECTION SERVICES	0240		
STOP SCU-FORFEITURES	0300		
STOP SCU-SEIZURES	0320		
RECORDS ARCHIVE-CC	0450	\$ 295,314.54	\$ 292,968.63
CC RECORDS PRESERVATION	0480		
CAPITAL MURDER	0530	\$ 626,304.81	\$ 621,329.58
INDIGENT HEALTH CARE	0550	\$ 1,465,901.33	\$ 1,206,266.76
RIGHT OF WAY	0600	\$ 165,363.09	\$ 164,049.47
EQUIP DEBT FUND	0850	\$ 55,889.91	\$ 5.85
PRE-TRAIL BOND SUPER	1020		
BURLESON SUB CH	7061	\$ 867,104.21	\$ 860,216.10
		\$ 13,529,345.75	\$ 7,556,360.65

JOHNSON COUNTY INVESTMENTS WITH TEXPOOL			
Market Value = Book Value			
ACCOUNT	FUND	AMOUNT	AMOUNT
GENERAL	0100	\$ 6,417,971.06	\$ 2,607,843.44
R&B1	0150		
R&B2	0160		
R&B3	0170		
R&B4	0180		
RECORDS MNGMT-CC	0210		
RECORDS MNGMT-COUNTY	0220	\$ 282,542.13	\$ 253,849.76
ELECTION SERVICES	0240	\$ 180,987.86	\$ 162,608.40
STOP SCU-FORFEITURES	0300	\$ 170,932.98	\$ 153,574.60
STOP SCU-SEIZURES	0320	\$ -	
RECORDS ARCHIVE-CC	0450	\$ 257,404.95	\$ 231,265.27
CC RECORDS PRESERVATION	0480	\$ 116,636.62	\$ 104,792.08
CAPITAL MURDER	0530		
INDIGENT HEALTH CARE	0550	\$ 659,600.16	\$ 592,617.24
RIGHT OF WAY	0600	\$ 155,850.64	\$ 140,023.89
EQUIP DEBT FUND	0850		
PRE-TRAIL BOND SUPER	1020	\$ 21,115.25	\$ 18,970.99
BURLESON SUB CH	7061		
		\$ 8,263,041.65	\$ 4,265,545.67

INVESTMENT INTEREST FOR 1ST QTR 2021						
ACCOUNT	FUND	AMOUNT	AMOUNT	AMOUNT	AMOUNT	AMOUNT
GENERAL	0100	\$	34,762.90	\$ 48,737.28	\$ 42,468.51	\$ 125,968.69
R&B1	0150	\$	660.94	\$ 921.86	\$ 790.44	\$ 2,373.24
R&B2	0160	\$	708.22	\$ 962.38	\$ 826.59	\$ 2,497.19
R&B3	0170	\$	659.66	\$ 917.45	\$ 777.75	\$ 2,354.86
R&B4	0180	\$	710.96	\$ 949.93	\$ 811.11	\$ 2,472.00
RECORDS MNGMT-CC	0210	\$	175.53	\$ 120.29	\$ 132.55	\$ -28.37
RECORDS MNGMT-COUNTY	0220	\$	40.42	\$ 33.21	\$ 29.97	\$ -03.60
ELECTION SERVICES	0240	\$	25.89	\$ 21.27	\$ 19.20	\$ 66.36
STOP SCU-FORFEITURES	0300	\$	24.45	\$ 20.09	\$ 18.13	\$ 62.67
RECORDS ARCHIVE-CC	0450	\$	70.75	\$ 61.42	\$ 55.12	\$ -87.29
CC RECORDS PRESERVATION	0480	\$	16.68	\$ 13.71	\$ 12.37	\$ -27.64
CAPITAL MURDER	0530	\$	863.66	\$ 1,204.82	\$ 1,032.99	\$ 3,101.47
INDIGENT HEALTH CARE	0550	\$	1,857.51	\$ 2,525.62	\$ 2,164.73	\$ 6,547.86
RIGHT OF WAY	0600	\$	1,324.30	\$ 2,326.03	\$ 1,993.00	\$ 5,643.33
EQUIP DEBT FUND	0850	\$	6.42	\$ 5.70	\$ -	\$ 12.12
PRE-TRAIL BOND SUPER	1020	\$	3.03	\$ 2.49	\$ 2.24	\$ 7.76
BURLESON SUB CH	7061	\$	99.63	\$ 91.53	\$ 81.67	\$ 172.83
		\$	42,010.95	\$ 58,915.08	\$ 51,216.37	\$ 152,142.40